



# DECORSLAT & DECORSLAT MAX


Slatted acoustic panelling systems

[www.decorsystems-uk.com](http://www.decorsystems-uk.com)

**DECOR**<sup>®</sup>  
Systems

V20.02.1






# DECORSLAT & DECORSLAT MAX

The ideal interior lining systems that combine great acoustics with dazzling aesthetics.

- Extensive range of finishes
- Can be tailored for specific applications
- Superior acoustic performance
- Easy to install
- Concealed fixing systems with no visible fixings



## DECORSLAT

The distinctive 3D linear effect of DecorSlat creates an architectural edge to your interiors.

DECORSLAT IS SUPPLIED IN PANELS.



## DECORSLAT MAX

Lightweight larger slats offer even greater freedom in 3D design without compromising on acoustic performance.


DECORSLAT MAX IS SUPPLIED IN BEAMS.




## ENVIRONMENTALLY FRIENDLY INTERIOR LINING SYSTEMS

### 1. Choose a FINISH


**Timber** (indicative timber swatches only, actual product finish might vary due to nature of timber)



American  
White Oak




European Oak



Ash




Maple




Douglas Fir



American Black  
Walnut



Bamboo



Sapele

### Paint



Any RAL colour  
of your choice  
available

Other customised  
finishes available upon  
request.

### 2. Choose your BACKING BOARD



#### ACOUSTIC PANEL

- Panel is provided with solid  
acoustic backing



#### DECORATIVE PANEL

- Panel is provided on  
a black solid board.



#### CROSS BATTEN


- Panel is provided with  
open backing





### 3. Choose your PROFILE

Indicative profiles images only. DecorSlat samples and Profile Revit files available upon request.



Profile	DST-A
Width	17mm
Depth	28mm
Spacing	20mm



Profile	DST-B
Width	17mm
Depth	38mm
Spacing	20mm



Profile	DST-C
Width	17mm
Depth	63mm
Spacing	33mm



Profile	DST-D
Width	17mm
Depth	90mm
Spacing	55mm



Profile	DST-E
Width	38mm
Depth	90mm
Spacing	55mm



Profile	DST-F
Width	38mm
Depth	17mm
Spacing	24mm



Profile	DST-G
Width	90mm
Depth	17mm
Spacing	37.5mm

### 4. FIXING SYSTEM



#### CEILING CONCEALED FIXING

- either screw between the slats  
or fix from the rear.



#### WALL CONCEALED FIXING

- either screw between the slats  
or fix using our BJ2 split batten  
concealed fixing.

#### HOW TO SPECIFY DECORSLAT:

Interior Slat panelling to be DecorSlat by Decor Systems.

Contact Decor Systems on Tel: 0345 108 5758

Profile: \_\_\_\_\_

Finish: \_\_\_\_\_

Acoustics needed: ☐ Yes, or ☐ No

DecorSlat cannot be substituted unless agreed by  
Architect and Acoustic Engineer.  
Panels should be allowed to acclimatise on site for  
at least five days before installation.  
Decor Systems certificate to be supplied upon  
completion.


(Please contact Decor Systems for your project specific completion number)

# DECORSLAT MAX


## 1. Choose a FINISH

---


☐ Select one of the below finishes




American White Oak




European Oak




Ash




Maple




Douglas Fir



American Black Walnut



Bamboo



Sapele

☐ Or select a veneer finish of your choice

## 2. Choose a DEPTH

---

**Width: 50mm**

**Depth: 145mm; 195mm and 295mm** (custom depths available upon request)



The laminate option length is 2790mm and the Veneer 2400mm - 3000mm pending what lengths are available at the time of order.

## 3. FIXING SYSTEMS

---

DecorSlat Max from Decor Systems offers a range of fixing options to suit any project. Our quick easy fixing cleats create ease for installation. Please contact Decor Systems for further assistance in making your installation easy.



## HOW TO SPECIFY DECORSLAT MAX:

- Interior Beams to be DecorSlat Max by Decor Systems.
  - Contact Decor Systems on Tel: 0345 108 5758
  - Depth: \_\_\_\_\_
  - Veneer/ Laminate: \_\_\_\_\_
- DecorSlat Max cannot be substituted unless agreed by Architect and Acoustic Engineer and panels must be supplied with Decor Systems Completion Certificate Number \_\_\_\_\_
- Panels should be allowed to acclimatise on site for at least five days before installation.

(Please contact Decor Systems for your project specific completion number)



### DECOR SYSTEMS UK

#### HEAD OFFICE

Quantocks House  
178 Cheddon Road  
Taunton  
TA2 7AN

#### Phone

+44(0)1823 330334

#### EMAIL

letstalk@decorsystems-uk.com

#### OFFICES

Sydney  
Brisbane  
New Zealand  
United States

[www.decorsystems-uk.com](http://www.decorsystems-uk.com)